


Song Pack Contents

Progress Sheet
Scale Sheet
Melody Sheet
Mini Chords Sheet
Regular Chords Sheet
Music & Guide Tracks


 Print Song Pack









Amazing Grace






Progress Sheet

			Practicing	Achieved
SCALE	1	Play the Practice Patterns using the <i>Scale Sheet</i>		

			Practicing	Achieved
MELODY	1	Play the melody using the <i>Melody Sheet</i>		
	2	Play the melody with the <i>Melody and Chords Track</i>		
	3	Play the melody with the <i>Chords Track</i>		

			Practicing	Achieved
CHORDS	1	Play the chords using the <i>Chords (or Mini Chords) Sheet</i>		
	2	Play the chords with the <i>Melody and Chords Track</i>		
	3	Play the chords with the <i>Melody Track</i>		

			Practicing	Achieved
SINGING	1	Sing and play the Practice Patterns using the <i>Scale Sheet</i>		
	2	Sing and play the melody using the <i>Melody Sheet</i>		
	3	Sing the melody and play chords using the <i>Chords Sheet</i>		

 **Beginner**
  **Intermediate**
  **Advanced**

~ Scale Sheet ~

Amazing Grace

Key of C

C Major Scale

G A B C D E F G

Sol La Ti Do Re Mi Fa Sol

T
A
B

0 2 0 1 3 0 1 3

Root

Scale Activity 1

Play the Practice Patterns located on the next page while demonstrating these three skills:

- (1) Reading Guitar Tablature
- (2) Using Correct Fingering (labeled below)
- (3) Using a Pick

Correct Fingering

1st Fret - Index Finger
2nd Fret - Middle Finger
3rd Fret - Ring Finger
4th Fret - Pinky Finger

Singing Activity 1

(Optional)

Play the Practice Patterns as you sing along using **Pitch Matching** technique.

*You can sing the notes as labeled in **Solfège**:

Do Re Mi Fa Sol La Ti

*You can also sing notes as any of the **5 Primary Vowel Sounds** used in music:

Ah as in "saw"
Eh as in "wet"
Ee as in "bee"
Oh as in "row"
Oo as in "who"

Practice Pattern 1a - Contour

Sol La Ti **Do** Re Mi Fa Sol Fa Mi Re **Do**

T
A
B 0-2 0-1-3 0-1-3-1-0 3-1

Practice Pattern 1b - Contour

Sol Fa Mi Re **Do** Ti La Sol La Ti **Do**

T
A
B 3-1-0 3-1-0 2-0-2 0-1

Practice Pattern 2a - Intervals

Do Re **Do** Mi **Do** Fa **Do** Sol **Do**

T
A
B 1-3-1 0-1-3 1-1-1

Practice Pattern 2b - Intervals

Do Ti **Do** La **Do** Sol **Do**

T
A
B 1-0-1 2-1-0 1

Practice Pattern 3a - Arpeggio

Do Mi Sol Mi **Do** Sol **Do**

T
A
B 1 0-3-0 1-0-1

Practice Pattern 3b - Arpeggio

Do Sol **Do** Mi Sol Mi **Do**

T
A
B 1 0-1 0-3-0 1

∞ Mini Chords Sheet ∞

Chords Used:
C F G Am

Amazing Grace

Lyrics by John Newton

C C F C

A - maz - ing Grace, how sweet the sound that

TAB

Count: 1 2 3 1 2 3 1 2 3 1 2 3 1 2 3

Detailed description: This system contains the first four measures of the song. The melody is written on a treble clef staff in 3/4 time. The chords are C, C, F, and C. The lyrics are 'A - maz - ing Grace, how sweet the sound that'. Below the staff is a guitar tablature with fret numbers for strings T, A, and B. The counts are 1 2 3 for each measure.

6 C C G G

saved a wretch like me. I

TAB

Count: 1 2 3 1 2 3 1 2 3 1 2 3

Detailed description: This system contains measures 5 through 8. The melody continues on the treble clef staff. The chords are C, C, G, and G. The lyrics are 'saved a wretch like me. I'. A slur is placed over the two G chords. Below the staff is a guitar tablature. The counts are 1 2 3 for each measure.

10 C C F C

once was lost but now am found, was

TAB

Count: 1 2 3 1 2 3 1 2 3 1 2 3

Detailed description: This system contains measures 9 through 12. The melody continues on the treble clef staff. The chords are C, C, F, and C. The lyrics are 'once was lost but now am found, was'. Below the staff is a guitar tablature. The counts are 1 2 3 for each measure.

14 Am G C

blind but now I see!

TAB

Count: 1 2 3 1 2 3 1 2 3 1 2 3

Detailed description: This system contains measures 13 through 16. The melody continues on the treble clef staff. The chords are Am, G, and C. The lyrics are 'blind but now I see!'. A slur is placed over the G and C chords. Below the staff is a guitar tablature. The counts are 1 2 3 for each measure.

~ Chords Sheet ~

Chords Used:
C F G Am

Amazing Grace

Lyrics by John Newton

C C F C

A - maz - ing Grace, how sweet the sound that

TAB: 0 1 2 3 | 0 1 2 3 | 1 1 2 3 | 0 1 2 3

Count: 1 2 3 1 2 3 1 2 3 1 2 3 1 2 3

6 C C G G

saved a wretch like me. I

TAB: 0 1 2 3 | 0 1 2 3 | 3 0 0 2 3 | 3 0 0 2 3

1 2 3 1 2 3 1 2 3 1 2 3

10 C C F C

once was lost but now am found, was

TAB: 0 1 2 3 | 0 1 2 3 | 1 1 2 3 | 0 1 2 3


1 2 3 1 2 3 1 2 3 1 2 3

14 Am G C

blind but now I see!

TAB: 0 1 2 3 | 3 0 0 2 3 | 0 1 2 3

1 2 3 1 2 3 1 2 3 1 2 3



Music & Guide Tracks



Play Melody & Chords Track



Play Melody Track



Play Chords Track



Play Listening Track

DIRECTIONS

1. To open a music player window, click on the desired music link.
(Avoid opening more than one player window at a time.)
2. The player window will remain open when you move to a different Song Pack page.
3. To return to the beginning of a track, do one of the following:
 - a. Close the player window and re-open
-or-
 - b. Use the mouse to drag the player window's progress indicator back to the beginning of the track.
4. To close the player window, do one of the following:
 - a. Click on the far upper-right corner
-or-
 - b. Right-Click (PC) or Control-Click (Mac) on the player control window and then select "Disable Content."