


TEACH YOUR

Kids



GUITAR



FRETTY FROG™

A Music Curriculum for  
Parent and Child

[TeachYourKidsGuitar.com](http://TeachYourKidsGuitar.com)

# Do you Have Music in your Homeschool Curriculum?



We often ask homeschool parents:  
*“Do you have music in your homeschool curriculum?”*

And we often get the same few answers:  
*“We’d like to, but we’re not sure how . . .”*  
or *“Kind of, but we wish we had more.”*

We know that most homeschool parents value music. They know that learning an instrument can build confidence, boost self-esteem, teach patience, improve self-discipline, and foster creativity. But sometimes implementing this important subject is a challenge for parents. We’ve also noticed that most homeschool parents generally have every important subject thoroughly covered – *except for music.*

We offer a solution to this problem with **Teach Your Kids Guitar (TYKG)**, a multi-year curriculum for children ages 4-12 that can be taught by any parent, even one with no musical experience. TYKG provides a specialized learning approach specifically designed to ensure success with music, beginning at a young age. And it’s based around an instrument that kids love – the guitar!

## Why Choose Guitar for Your Child?

- ★ It’s easy to learn & fun to play.
- ★ Perfect accompaniment for singing.
- ★ Encourages social interaction and builds confidence.
- ★ Kids think their guitar is cool & form a special bond with it.
- ★ Small “kid-sized” guitars are easy to hold and transport.
- ★ Kid-sized guitars are not expensive.

*And when combined with TYKG, the guitar can be your homeschool music solution!*



# What is *Teach Your Kids Guitar (TYKG)*?

Teach Your Kids Guitar (TYKG) is a learning method that enables any parent to teach a child guitar – even a parent who has no previous musical experience. It’s designed to be understood on a gradual basis and in a way that parallels your child’s own musical development. TYKG provides two teaching approaches: You can learn guitar right along with your child, or you can simply guide your child through the process.



Because our learning method is activity-based, it’s perfectly suited for the homeschool environment. It’s flexible and easy to implement into any kind of teaching schedule, whether traditional or year-round. TYKG provides learning activities for Scales, Melodies, Chords and even Singing for every single song. This approach makes learning enjoyable and encourages children to practice independently and voluntarily.



## The Songs Kids Love

Teach Your Kids Guitar has been specifically designed for children ages 4-12 with learning activities that use songs that kids know and love. You’ll find just about every kid-friendly song you can think of, such as “London Bridge,” “Mary Had a Little Lamb,” “Old MacDonald,” “Take Me Out to the Ball Game”; patriotic songs such as “Yankee Doodle,” “Star Spangled

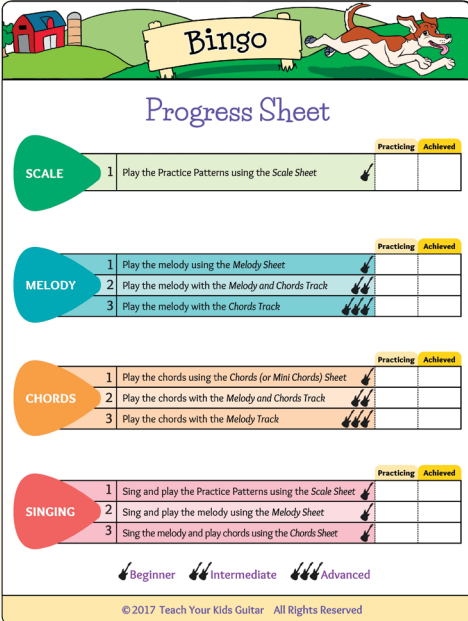
Banner”; folk songs such as “Oh Susanna,” “Home on the Range,” and many more. We include over 40 songs in our core curriculum alone!

*We also offer add-on packs for Christian songs and (coming soon) Christmas songs.*



# Activity-Based Learning

## Kids Love Our Activity-Based Approach to Learning Music



The image shows a 'Bingo Progress Sheet' for a child named Bingo. The sheet is divided into four main sections: SCALE, MELODY, CHORDS, and SINGING. Each section has a list of activities and a table for tracking progress. The 'Practicing' column has a checkmark icon, and the 'Achieved' column has a checkmark icon. The 'SINGING' section has a checkmark icon. At the bottom, there are icons for 'Beginner', 'Intermediate', and 'Advanced' levels. The copyright notice at the bottom reads '© 2017 Teach Your Kids Guitar All Rights Reserved'.

Progress Sheet		Practicing	Achieved
SCALE	1 Play the Practice Patterns using the Scale Sheet	✓	
MELODY	1 Play the melody using the Melody Sheet	✓	
	2 Play the melody with the Melody and Chords Track	✓	
	3 Play the melody with the Chords Track	✓	
CHORDS	1 Play the chords using the Chords (or Mini Chords) Sheet	✓	
	2 Play the chords with the Melody and Chords Track	✓	
	3 Play the chords with the Melody Track	✓	
SINGING	1 Sing and play the Practice Patterns using the Scale Sheet	✓	
	2 Sing and play the melody using the Melody Sheet	✓	
	3 Sing the melody and play chords using the Chords Sheet	✓	

✓ Beginner   ✓ Intermediate   ✓ Advanced

© 2017 Teach Your Kids Guitar All Rights Reserved

Teach Your Kids Guitar uses an activity-based approach for learning, where each individual song acts as a vehicle to practice multiple musical concepts. Each TYKG song includes 10 distinct learning activities that can be applied across three skill levels: *Beginner*, *Intermediate*, and *Advanced*. This allows a child to work with each individual song at the appropriate skill level and then return to it later on for brand new challenges.

We've found that kids do better with our activity-based approach to learning music, as opposed to the traditional linear "method book" approach that is most frequently used. It promotes independent practice, encourages creativity and minimizes frustration. With our method, your student won't be forced to complete a difficult chapter in a music book before moving onto something new – so there's no way to get "stuck."

### A Gradual Skill Progression

**Beginner Level:** Your child will develop guitar fundamentals that will last a lifetime – all while learning dozens of fun songs. Activities are included for Scales, Melodies, Chords and even Singing (optional).

**Intermediate Level:** Your child will develop rhythm and timing skills by matching guitar parts on professionally recorded MP3 play-along tracks. These act in the same way that a set of "training wheels" do on a bike – to give support until your child is ready to do the skill independently.

**Advanced Level:** Your child will take off the "training wheels" and begin using the final level of play-along tracks which feature only background accompaniment. It will now be entirely up to your child to fill in the missing guitar parts to complete the composition, just as in real performance situations.



# The Tablature Advantage

*Did you Know?* The hardest part of learning a musical instrument is learning to read traditional music notation:



Traditional music notation is actually the number one reason why kids give up on learning an instrument. It's just too hard to learn to play the instrument – *and learn to read music notation* – all at once. And not surprisingly, music notation is also the biggest roadblock preventing most homeschool parents from teaching music.

Fortunately, the guitar has its own notation system called **Guitar Tablature**, which is *much* easier to learn – and *much* easier to teach. Tablature is the world's most common guitar notation system and is used in nearly every guitar book, magazine and website. Tablature is provided throughout TYKG so that you and your child can focus on the joy of learning to play music, and not the difficulty and frustration of music notation.

## A Quick Preview of Guitar Tablature

Guitar Tablature is so easy and effective because it provides a direct visual representation of notes on the guitar. With TYKG, Guitar Tablature is the first thing you learn, and you'll begin using it to make music in the very first lesson!

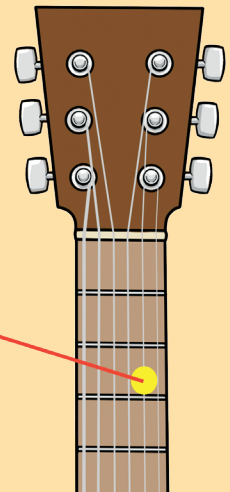
Traditional  
Notation

Je - sus loves me; this I know,

T 3 0 0 2 0 3 3  
A  
B

Guitar  
Tablature

Lines represent guitar strings and numbers show where to play notes on the guitar.



# TYKG Provides the Tools Parents Need



## *You Can Get Better Results than a Professional Music Teacher*

A music teacher is only as good as his or her tools – *and this is where TYKG gives you the advantage.* Most parents don't realize this, but “professional” music teachers around the U.S. are typically using the same few common method book series to teach younger students. Unfortunately, most kids quit within a year or two since these method books are often difficult, frustrating and boring.

We believe that the number one reason why most kids fail with music lessons is they're taught with ineffective teaching tools. We know this because we've seen so many kids succeed with TYKG after having first tried – and failed – with private lessons.

TYKG provides parents with teaching tools that make learning enjoyable and easy – which is exactly what kids need to succeed at music. And with our organizational tools, instructional manuals, video tutorials and online support, you'll have complete guidance every step of the way. We can say with confidence that parents who use TYKG, even those with no prior musical experience, are better equipped for success than many professional music teachers.

## You Can Teach Singing

Everyone knows that the guitar is one of the best instruments to learn if you enjoy singing. But did you know that the guitar can actually be used as a tool to train the singing voice? With TYKG, your child can learn to sing with accurate pitch and then put it all together with strumming chords to perform songs. **Singing Activities** are entirely optional, but for many students they can be a big part of learning guitar.





# Only One Guitar is Required with TYKG

If you already have a guitar for your child, then you're all set to begin learning with Teach Your Kids Guitar. However, for many parents, the first step after purchasing TYKG is finding the right guitar for their child. Kids over 10 can often use full size guitars, but for kids under 10, smaller size guitars work better. The good news is that both electric and acoustic guitars come in "short scale" sizes that are easy to play, inexpensive, and the perfect "fit" for kids.

Even better, "short-scale" guitars work just as well for adults, which means only one guitar is required with TYKG. As the teacher, you can simply use your child's guitar whenever you'd like to demonstrate a concept. For many parents, having to buy only one guitar simplifies the process and makes teaching guitar even more affordable.

We understand that most parents don't know where to begin when purchasing a guitar for their child. That's why we provide guitar selection advice and specific guitar recommendations at our website: [TeachYourKidsGuitar.com](http://TeachYourKidsGuitar.com)

You'll find a sizing chart with guitars listed according to age, along with links that connect you to purchase sites. TYKG makes no profit from our suggestions and recommendations; our goal is simply to help you find the right guitar for your child.



## Personal Support for Purchasing a Guitar

Many of our recommendations are available through Sweetwater Sound (Sweetwater.com), a professional and customer-oriented source for musical instruments. Sweetwater carries inexpensive "short scale" guitars that work great for younger kids, as well as full size guitars that work better for older kids and adults.

For help with purchasing a guitar for TYKG, feel free to call our contact at Sweetwater, Shawn Fitzgerald (260-247-8287), who knows the TYKG curriculum and can provide personalized advice to help you find the right guitar for your child.

**Sweetwater**<sup>®</sup>

# Save Money with TYKG

Teach Your Kids Guitar provides the single, most affordable way for your child to learn a musical instrument. Just do the math:

Private music lessons typically cost around \$100 every month. That's \$1,200 for one year of lessons, \$2,400 for two years, \$3,600 for three years, and so on. And that's just for one child!

In contrast, the TYKG Method provides a proven approach with everything you'll need for learning and teaching guitar, all at a very low one-time cost. You'll get a complete multi-year curriculum with a huge song library, hundreds of learning activities, and superior teaching tools all for the cost of just a couple months of private lessons.



***Teach Your Kids Guitar can save you thousands!***

## Teach Your Kids Guitar®



- ★ Over 40 Children's Songs for Learning Guitar
- ★ Designed for Children Ages 4 - 12
- ★ 7 Full-color Instructional Books
- ★ Student Binder with Pre-printed Song Packs
- ★ Learning Activities for Scales, Melodies, and Chords
- ★ Optional Activities for Singing and Voice Training
- ★ USB Thumb Drive with MP3 Play-along Tracks
- ★ Easy-to-follow Sheet Music
- ★ Guitar Tablature and Standard Notation Provided
- ★ Comprehensive Video Tutorial Library
- ★ Includes Full Website Access and Online Support

Available Now at [TeachYourKidsGuitar.com](http://TeachYourKidsGuitar.com)