



Three Blind Mice

Song Pack Contents

- Progress Sheet
- Scale Sheet
- Melody Sheet
- Mini Chords Sheet
- Regular Chords Sheet
- Music & Guide Tracks


 Print Song Pack














Three Blind Mice

Progress Sheet

		Practicing	Achieved
SCALE	1 Play the Practice Patterns using the <i>Scale Sheet</i>		

		Practicing	Achieved
MELODY	1 Play the melody using the <i>Melody Sheet</i>		
	2 Play the melody with the <i>Melody and Chords Track</i>		
	3 Play the melody with the <i>Chords Track</i>		

		Practicing	Achieved
CHORDS	1 Play the chords using the <i>Chords (or Mini Chords) Sheet</i>		
	2 Play the chords with the <i>Melody and Chords Track</i>		
	3 Play the chords with the <i>Melody Track</i>		

		Practicing	Achieved
SINGING	1 Sing and play the Practice Patterns using the <i>Scale Sheet</i>		
	2 Sing and play the melody using the <i>Melody Sheet</i>		
	3 Sing the melody and play chords using the <i>Chords Sheet</i>		

 **Beginner**  **Intermediate**  **Advanced**

~ Scale Sheet ~

Three Blind Mice

Key of G

G Major Scale

Root

Root

Scale Activity 1

Play the Practice Patterns located on the next page while demonstrating these three skills:

- (1) Reading Guitar Tablature
- (2) Using Correct Fingering (labeled below)
- (3) Using a Pick

Correct Fingering

1st Fret - Index Finger
2nd Fret - Middle Finger
3rd Fret - Ring Finger
4th Fret - Pinky Finger

Singing Activity 1

(Optional)

Play the Practice Patterns as you sing along using **Pitch Matching** technique.

*You can sing the notes as labeled in **Solfège**:

Do Re Mi Fa Sol La Ti

*You can also sing notes as any of the **5 Primary Vowel Sounds** used in music:

Ah as in "saw"
Eh as in "wet"
Ee as in "bee"
Oh as in "row"
Oo as in "who"

Practice Pattern 1a - Contour

Do Re Mi Fa Sol La Ti Do Ti La Sol Fa Mi Re Do

T
A
B
0-2 0-1-3 0-2-3-2-0 3-1-0 2-0

Practice Pattern 1b - Contour

Do Ti La Sol Fa Mi Re Do Re Mi Fa Sol La Ti Do

T
A
B
3-2-0 3-1-0 2-0-2 0-1-3 0-2-3

Practice Pattern 2a - Intervals

Do Re Do Mi Do Fa Do Sol Do La Do Ti Do Do

T
A
B
0-2-0 0-1-3 0-2-3

Practice Pattern 2b - Intervals

Do Ti Do La Do Sol Do Fa Do Mi Do Re Do Do

T
A
B
3-2-3-0-3 3-3-3-3 3-1-0 2-0

Practice Pattern 3a - Arpeggio

Do Mi Sol La Sol Mi Do

T
A
B
0 0-3 3-0 0

Practice Pattern 3b - Arpeggio

Do Sol Mi Do Mi Sol Do

T
A
B
3 3-0 0-3 3

~ Melody Sheet ~

Three Blind Mice

Traditional

G D7 G

Three blind mice,

TAB 0 2 0

3 D7 G

three blind mice,

TAB 0 2 0

5 D7 G

see how they run;

TAB 3 1 1 0

7 D7 G

see how they run. They

TAB 3 1 1 0 3

9 D⁷ G

all ran af - ter the farm - er's wife; she

TAB: 3 3 2 0 2 | 3 3 3 3

11 D⁷ G

cut off their tails with a carv - ing knife. Did you

TAB: 3 3 3 2 0 2 | 3 3 3 3

13 D⁷ G

ev - er see such a sight in your life as

TAB: 3 3 2 0 2 | 3 3 3 1

15 D⁷ G

three blind mice,

TAB: 0 2 | 0

17 D⁷ G

three blind mice?

TAB: 0 2 | 0

Mini Chords Sheet

Chords Used:
G D7

Three Blind Mice

Traditional

1 2 3 4 5 6 1 2 3 4 5 6

Three blind mice,

TAB: 3 0 0 | 2 1 2 | 3 0 0

Count: 1 2 3 4 5 6 1 2 3 4 5 6

3 1 2 3 4 5 6 1 2 3 4 5 6

three blind mice,

TAB: 3 0 0 | 2 1 2 | 3 0 0

1 2 3 4 5 6 1 2 3 4 5 6

5 1 2 3 4 5 6 1 2 3 4 5 6

see how they run;

TAB: 3 0 0 | 2 1 2 | 3 0 0

1 2 3 4 5 6 1 2 3 4 5 6

7 1 2 3 4 5 6 1 2 3 4 5 6

see how they run. They

TAB: 3 0 0 | 2 1 2 | 3 0 0

1 2 3 4 5 6 1 2 3 4 5 6

Three Blind Mice

9 G D7 G

all ran af - ter the farm - er's wife; she

TAB: 3 2 3 | 2 1 2 | 3 3 3 | 3 0 0

1 2 3 4 5 6 | 1 2 3 4 5 6

11 G D7 G

cut off their tails with a carv - ing knife. Did you

TAB: 3 2 3 | 2 1 2 | 3 3 3 | 3 0 0

1 2 3 4 5 6 | 1 2 3 4 5 6

13 G D7 G

ev - er see such a sight in your life as

TAB: 3 2 3 | 2 1 2 | 3 3 3 | 3 0 0

1 2 3 4 5 6 | 1 2 3 4 5 6

15 G D7 G

three blind mice,

TAB: 3 2 3 | 2 1 2 | 3 3 3 | 3 0 0

1 2 3 4 5 6 | 1 2 3 4 5 6

17 G D7 G

three blind mice?

TAB: 3 2 3 | 2 1 2 | 3 3 3 | 3 0 0

1 2 3 4 5 6 | 1 2 3 4 5 6

~ Chords Sheet ~

Chords Used:
G D7

Three Blind Mice

Traditional

G D7 G

Three blind mice,

TAB: 3 0 0 0 2 3 | 2 1 2 0 | 3 0 0 0 2 3

Count: 1 2 3 4 5 6 | 1 2 3 4 5 6

Detailed description: This block contains the first line of the song. It features a treble clef, a key signature of one sharp (F#), and a 6/8 time signature. The melody consists of three quarter notes: G4, B4, and G4. The lyrics 'Three blind mice,' are aligned with the notes. Below the staff is a guitar tablature with three systems. The first system (measures 1-2) is for G major (3-0-0-0-2-3). The second system (measures 3-4) is for D7 (2-1-2-0). The third system (measures 5-6) is for G major (3-0-0-0-2-3). A 'Count' line below the tablature indicates the measure numbers 1 through 6.

3 G D7 G

three blind mice,

TAB: 3 0 0 0 2 3 | 2 1 2 0 | 3 0 0 0 2 3

1 2 3 4 5 6 | 1 2 3 4 5 6

Detailed description: This block contains the second line of the song. The melody consists of three quarter notes: G4, B4, and G4. The lyrics 'three blind mice,' are aligned with the notes. Below the staff is a guitar tablature with three systems. The first system (measures 1-2) is for G major (3-0-0-0-2-3). The second system (measures 3-4) is for D7 (2-1-2-0). The third system (measures 5-6) is for G major (3-0-0-0-2-3). Measure numbers 1 through 6 are indicated below the tablature.

5 G D7 G

see how they run;

TAB: 3 0 0 0 2 3 | 2 1 2 0 | 3 0 0 0 2 3

1 2 3 4 5 6 | 1 2 3 4 5 6

Detailed description: This block contains the third line of the song. The melody consists of four quarter notes: G4, B4, A4, and G4. The lyrics 'see how they run;' are aligned with the notes. Below the staff is a guitar tablature with three systems. The first system (measures 1-2) is for G major (3-0-0-0-2-3). The second system (measures 3-4) is for D7 (2-1-2-0). The third system (measures 5-6) is for G major (3-0-0-0-2-3). Measure numbers 1 through 6 are indicated below the tablature.

7 G D7 G

see how they run. They

TAB: 3 0 0 0 2 3 | 2 1 2 0 | 3 0 0 0 2 3

1 2 3 4 5 6 | 1 2 3 4 5 6

Detailed description: This block contains the fourth line of the song. The melody consists of four quarter notes: G4, B4, A4, and G4. The lyrics 'see how they run. They' are aligned with the notes. Below the staff is a guitar tablature with three systems. The first system (measures 1-2) is for G major (3-0-0-0-2-3). The second system (measures 3-4) is for D7 (2-1-2-0). The third system (measures 5-6) is for G major (3-0-0-0-2-3). Measure numbers 1 through 6 are indicated below the tablature.

9 **G** **D7** **G**

all ran af - ter the farm - er's wife; she

TAB: 3 2 3 | 2 1 2 | 3 0 0 | 3 0 0

A: 0 0 0 | 1 2 0 | 0 0 0 | 0 0 0

B: 2 2 2 | 0 0 0 | 2 2 2 | 3 3 3

1 2 3 4 5 6 | 1 2 3 4 5 6

11 **G** **D7** **G**

cut off their tails with a carv - ing knife. Did you

TAB: 3 2 3 | 2 1 2 | 3 0 0 | 3 0 0

A: 0 0 0 | 1 2 0 | 0 0 0 | 0 0 0

B: 2 2 2 | 0 0 0 | 2 2 2 | 3 3 3

1 2 3 4 5 6 | 1 2 3 4 5 6

13 **G** **D7** **G**

ev - er see such a sight in your life as

TAB: 3 2 3 | 2 1 2 | 3 0 0 | 3 0 0

A: 0 0 0 | 1 2 0 | 0 0 0 | 0 0 0

B: 2 2 2 | 0 0 0 | 2 2 2 | 3 3 3

1 2 3 4 5 6 | 1 2 3 4 5 6

15 **G** **D7** **G**

three blind mice,

TAB: 3 2 3 | 2 1 2 | 3 0 0 | 3 0 0

A: 0 0 0 | 1 2 0 | 0 0 0 | 0 0 0

B: 2 2 2 | 0 0 0 | 2 2 2 | 3 3 3

1 2 3 4 5 6 | 1 2 3 4 5 6

17 **G** **D7** **G**

three blind mice?

TAB: 3 2 3 | 2 1 2 | 3 0 0 | 3 0 0

A: 0 0 0 | 1 2 0 | 0 0 0 | 0 0 0

B: 2 2 2 | 0 0 0 | 2 2 2 | 3 3 3

1 2 3 4 5 6 | 1 2 3 4 5 6



Music & Guide Tracks



Play Melody & Chords Track



Play Melody Track



Play Chords Track



Play Listening Track

DIRECTIONS

1. To open a music player window, click on the desired music link.
(Avoid opening more than one player window at a time.)
2. The player window will remain open when you move to a different Song Pack page.
3. To return to the beginning of a track, do one of the following:
 - a. Close the player window and re-open
-or-
 - b. Use the mouse to drag the player window's progress indicator back to the beginning of the track.
4. To close the player window, do one of the following:
 - a. Click on the far upper-right corner
-or-
 - b. Right-Click (PC) or Control-Click (Mac) on the player control window and then select "Disable Content."