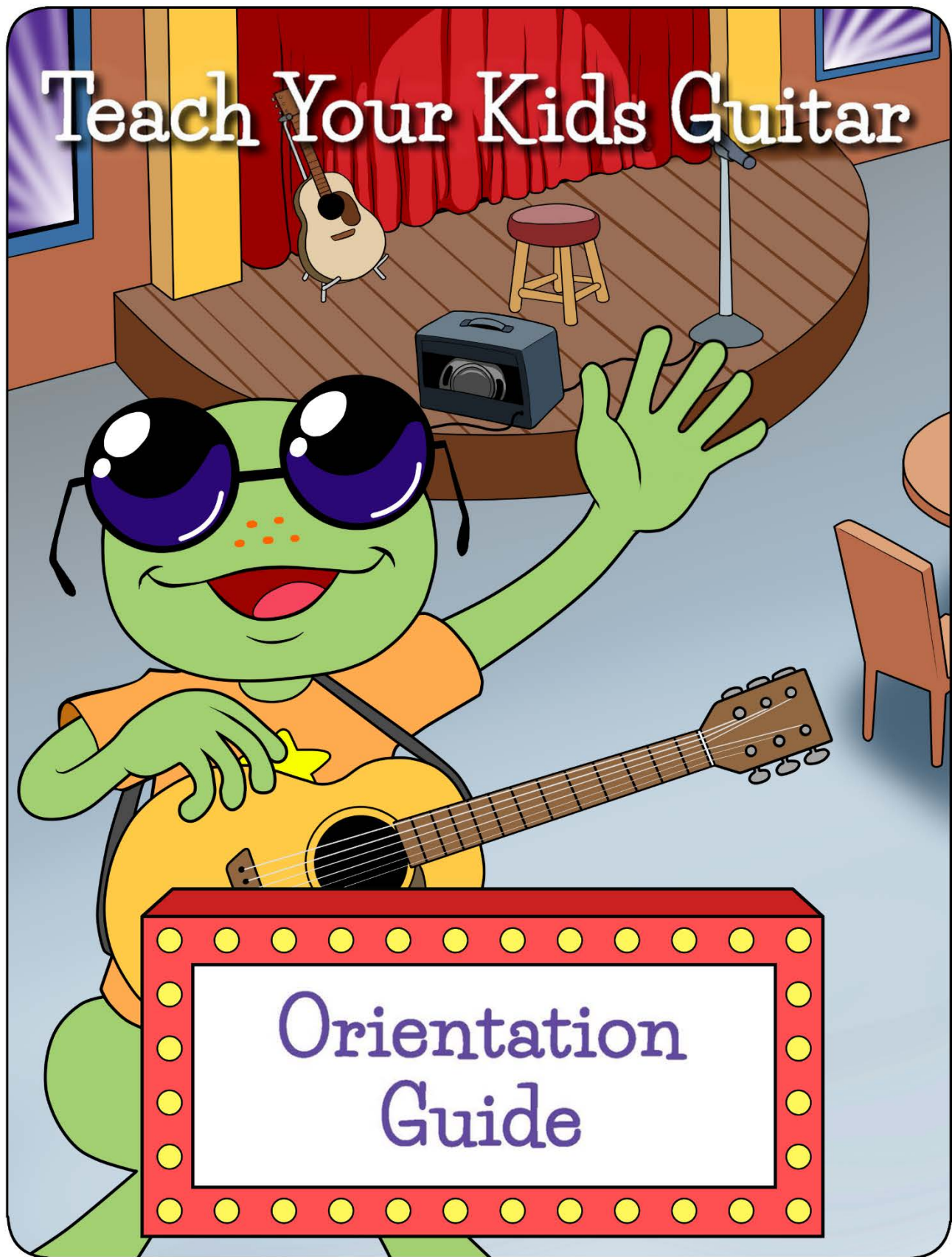


Teach Your Kids Guitar



TEACH YOUR Kids GUITAR



Copyright © 2018 by Teach Your Kids Guitar

Teach Your Kids Guitar expressly reserves all rights. No part of this publication may be reproduced, distributed, or transmitted in any form or by any means, including photocopying, recording, or other digital, electronic or mechanical means, without the prior express written permission of Teach Your Kids Guitar, except in the case of brief quotations, embodied reviews, and certain other noncommercial uses permitted by copyright law. Furthermore, Fretty Frog™ and other character images contained in this work are the trademarked property of Teach Your Kids Guitar and all rights to use Fretty Frog™ and other images contained in this work are expressly reserved. For permission requests please contact Teach Your Kids Guitar at: info@teachyourkidsguitar.com

Printed in the United States of America, First Printing: 2018.

Visit us online at:
TeachYourKidsGuitar.com

Table of Contents

Welcome to TYKG	4
TYKG Versions.....	5
TYKG Song Collection	6
The Tablature Advantage	7
TYKG Learning Path	8
TYKG Song Packs	10
TYKG Teaching Tools	12
Gear Requirements	14
Getting Started	16

Welcome to TYKG

Welcome to **Teach Your Kids Guitar (TYKG)**, a learning method for children ages 4-12 that can be taught by any parent – even parents with no previous musical experience. It's designed to be understood on a gradual basis and in a way that parallels your child's own musical development. Even if you've never picked up a guitar before, you'll have the complete body of knowledge and resources to teach with our approach.



TYKG has been carefully designed to make learning fun and easy. In fact, the single greatest obstacle that kids face when learning an instrument has been totally eliminated – you do not need to learn how to read standard music notation. We've included Guitar Tablature, which is a notation system for guitar that is *much* easier to learn –and *much* easier to teach. Guitar Tablature is the world's most common guitar notation system and is used in nearly every guitar book, magazine and website.

In addition, TYKG provides a unique activity-based approach to learning where each song acts as a vehicle for practicing learning activities for scales, melodies, chords and even singing. Our activity-based system is flexible and well suited to a variety of learning situations. In fact, TYKG is not just for parents – it can be used by grandparents, aunts, uncles, or older siblings – anyone with a desire to teach a child guitar!

Questions about TYKG? We're here to help!

E-mail: info@teachyourkidsguitar.com

TYKG Versions

The TYKG Method is available in two versions – as a **Hard Copy** package that includes printed copies of our teacher guides, or as a set of **Digital Download** PDF documents that can be used on a computer or tablet. Both contain our complete program including 40 songs, as well as all instructional documents and tools – everything you’ll need for learning and teaching guitar to your child. Both versions are available at TeachYourKidsGuitar.com


Hard Copy Version

The **TYKG Hard Copy** is the optimal approach for using the TYKG Method. This complete box set includes the following: 7 comprehensive instructional booklets; a student song binder with 10 pre-printed song packs; a TYKG USB Thumb Drive containing 40 Song Packs; music tracks; audio examples; and organizational tools. Our Hard Copy is an easy-to-use physical package that provides the most convenient use of our instructional resources.



Download Only Version

A less expensive alternative is our **TYKG Digital Download** – a format that presents our instructional documents as PDFs that can be viewed on your computer or tablet. It includes everything you’ll find in our Hard Copy, but in a non-physical format.



NOTE

*Both versions of TYKG include a website registration for **TeachYourKidsGuitar.com** that will give you lifetime access to our core song collection, teaching tools, and video tutorials.*

TYKG Song Collection



The Songs Kids Know and Love

TYKG is more than just another learning method. It provides one of the largest children's song collections you'll find in one place. These songs serve as the basis for learning musical principles and each **one** includes 10 unique learning activities for practicing melodies, chords, scales and singing.

Our Core Song Collection Includes Over 40 Songs!

Alouette
Alphabet Song
America, the Beautiful
Bingo
Camptown Races
Eeensy Weensy Spider
For He's a Jolly Good Fellow
Frère Jacques
Head, Shoulders, Knees and Toes
Home on the Range
Hot Cross Buns
Hush Little Baby
If You're Happy and You Know It
I've Been Working on the Railroad
John Jacob Jingleheimer Schmidt
London Bridge
Mary Had a Little Lamb
My Country 'Tis of Thee
Oh, My Darling Clementine
Oh! Susanna
Oh Where Has My Little Dog Gone?

Old MacDonald
On Top of Old Smokey
Over the River and Through the Woods
Polly Wolly Doodle
Pop Goes the Weasel
Ring Around the Rosie
Rock-a-bye, Baby
Row, Row, Row Your Boat
She'll Be Comin' 'Round the Mountain
Simple Gifts
Skip to My Lou
The Star Spangled Banner
Take Me Out to the Ball Game
The Farmer in the Dell
The Muffin Man
The Old Gray Mare
This Old Man
Three Blind Mice
Twinkle, Twinkle Little Star
When the Saints Go Marching In
Yankee Doodle

The Tablature Advantage

Did you Know? The hardest part of learning a musical instrument is learning to read traditional music notation:




Traditional music notation is actually the number one reason why kids give up on learning an instrument. It's just too hard to learn to play the instrument – *and learn to read music notation* – all at once. Fortunately, the guitar has its own notation system called **Guitar Tablature**, which is *much* easier to learn – and *much* easier to teach.

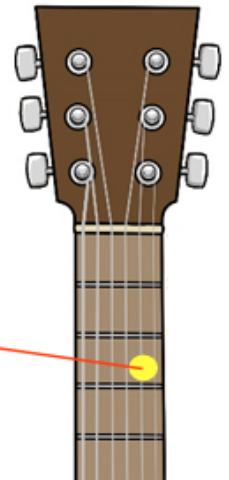
Guitar Tablature is so easy and effective because it provides a direct visual representation of notes on the guitar. With TYKG, Guitar Tablature is the first thing you will learn, and you'll begin using it to play music in the very first lesson. For now, here's just a glimpse of how it works:

Traditional
Notation

Guitar
Tablature



Lines represent guitar strings and numbers show where to play notes on the guitar.



TYKG Learning Path

Teach Your Kids Guitar offers an activity-based approach with a gradual skill development for both parent and child. Each TYKG song includes ten distinct learning activities that can be applied across three skill levels: **Beginner**, **Intermediate**, and **Advanced**.

Beginner Level: Learning the Fundamentals

At the **Beginner Level**, your child will learn guitar fundamentals that are developed by practicing scales, melodies, and chords with many different songs. It's important to understand that your child will likely spend a lot of time at the Beginner level. For older kids, it might be several months to a year; for younger kids, it usually takes a couple years. With TYKG your child can succeed at his or her own pace.



Intermediate Level: Working with Guide Tracks

Once comfortable with the fundamentals, your child will move on to the **Intermediate Level** where he or she will begin practicing with Guide Tracks – professionally recorded “play-along tracks” that are an important component of each Song Pack. Guide Tracks sort of act in the same way that a set of “training wheels” do on a bike – to give support until a learner is ready to do the skill independently. By trying to match the recordings, your child will soon learn to feel rhythm and develop good timing. This is the key to becoming a musician!

Advanced Level: Taking off the Training Wheels

After feeling comfortable with Intermediate Level activities, your child will take off the “training wheels” and move to the **Advanced Level**. Here, your child will begin playing along with the next level of Guide Tracks which features only background accompaniment. In other words, it will be up to your child to fill in the missing guitar parts to complete the composition. This simulates what it would be like to play with real musicians, ultimately taking your child to the performance level.



Singing Activities (Optional)

The guitar is widely viewed as one of the best instruments to accompany the singing voice, and for many students, guitar and singing go hand in hand. In fact, the guitar is also one of the best tools for learning how to sing. That's why we've included **Singing Activities** to complement our guitar activities.

With our approach, you'll be able to teach your child to sing, even if you yourself are not a confident singer. At first, your child will learn to sing notes correctly with the help of the guitar. Eventually, your child will learn to combine singing while playing chords, which allows for a complete musical performance.

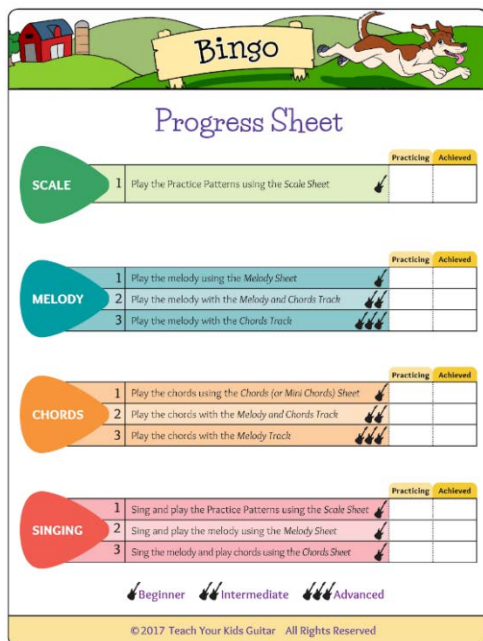
NOTE

Singing activities are entirely optional, and you can choose to skip them. Some children do not wish to sing – and that's okay! However, for many students, singing can be a big part of learning guitar.

TYKG Song Packs

Every children's song that is included with TYKG comes in the form of a **Song Pack** PDF. Each Song Pack contains music sheets and music tracks for a specific song. It also provides 10 learning activities that correspond to your child's current skill level, whether Beginner, Intermediate, or Advanced.

Thanks to Song Packs, your child will have a large "pool" of songs to learn from, no matter his or her current skill level, with a repertoire of songs to return to again and again for building new skills and setting new goals.



Our activity-based approach eliminates the frustration and pressure of having to “master” a particular song or concept before trying something new. This keeps the learning process relaxed and enjoyable, where a child can’t get “stuck” on any one song or concept. There is always something new to work on!


Organizing Song Packs

Our system uses a three-ring binder to store and organize all of your child's learning materials. This will enable you to arrange materials for a large number of songs, so that both you and your child can quickly and easily find what you're looking for.

This also makes it easy for you and your child to work with several songs and a variety of learning activities simultaneously. With our three-ring binder approach, you'll be able to keep everything at your fingertips and quickly locate items when necessary. Our system of organization is sure to enhance the quality of your lessons and practice sessions.



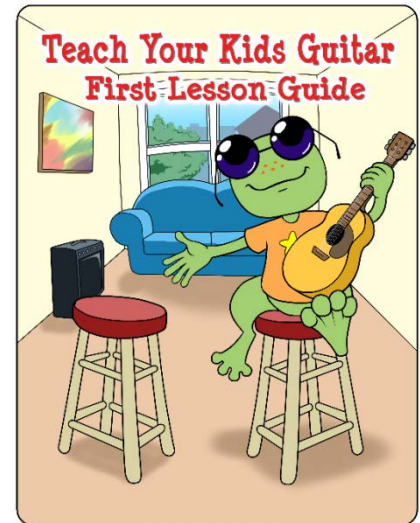
We also provide a way for you to track your child's overall progress throughout the TYKG journey. You'll find it easy to plan both short-term and long-term learning goals as you keep track of your child's achievements. This will help you to become a better teacher and will help your child feel good about his or her accomplishments. You'll learn more about our system of organization in the TYKG Teacher's Handbook.



TYKG Teaching Tools

First Lesson Guide

The **First Lesson Guide** will prepare you and your child to begin learning with TYKG. It's easy to follow and requires no previous musical experience, guiding you as you teach Guitar Tablature and the very first song. After completing the First Lesson Guide, both you and your child will have acquired the fundamentals necessary to learn dozens of fun songs at the Beginner Skill Level.



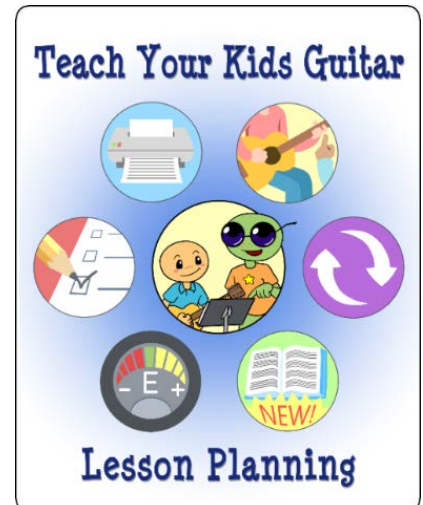
Teacher's Handbook

After you've completed the First Lesson Guide, you'll be ready to use our main instructional document – the **TYKG Teacher's Handbook**. The Teacher's Handbook contains detailed descriptions of Song Pack contents and instructional techniques filled with illustrations and supported by audio examples to guide you on your TYKG journey.

It categorizes learning activities according to your child's skill level, making it easy to focus solely on the information that's relevant to your child, no matter where he or she is in the learning process.

Lesson Planning Booklet

Our **Lesson Planning** booklet presents a structured approach to giving guitar lessons. Our approach is easy, and even inexperienced teachers will be able to use it to provide a successful lesson each and every time. After just a few lessons, you'll establish a proven format for teaching your child – not only for the first few weeks but throughout your entire journey with TYKG.



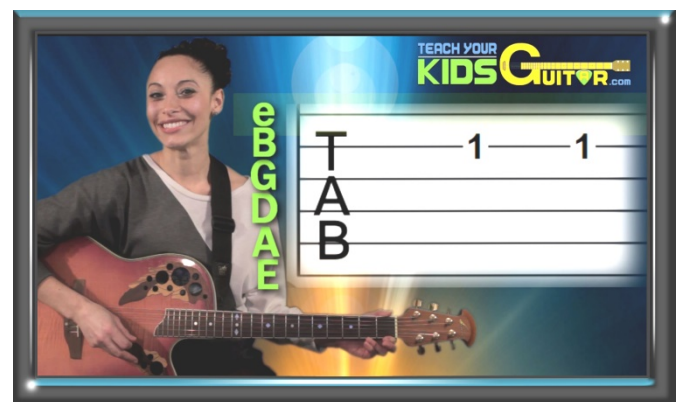
Singing Activities Manual

As you may know, guitar and singing often go hand in hand. That's why TYKG includes practical tools to teach your child how to sing, even if you are not a confident singer. Our singing activities start at the Beginner Level, and new guitar students can enjoy singing right away.

Singing Activities are an optional part of our method and are located separately in our **Singing Activities Manual**.

Video Tutorial Library

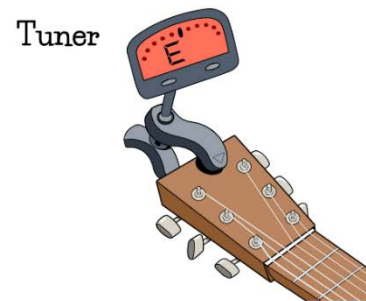
TYKG Video Tutorials simplify the learning process and offer extensive teaching support. They allow you to see and hear important teaching concepts in an easy-to-follow, enjoyable format. Once you purchase TYKG and activate your website registration, you'll gain full access to our complete TYKG Video Tutorial Library.



Gear Requirements

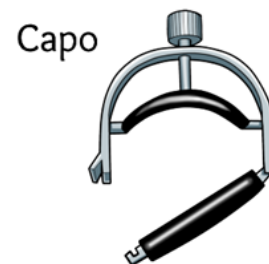
Required Gear

The most important item is your child's **guitar**. If you have a second guitar for yourself, you can use it during lessons, but only one guitar is required with TYKG. Either an acoustic or electric guitar will work, as long as it's an appropriate size. If your child is left-handed, he or she may use a left-handed guitar. In addition to the guitar, you'll also need a **guitar tuner** and **guitar pick**.



Optional Gear

Over time, you may also want to invest in additional items that will enhance the learning experience. Items such as a **music stand** (sturdy enough for a binder) and a **guitar stand** are inexpensive and very useful. And a **guitar capo** is highly recommended for students who are practicing our Singing Activities.



Purchasing a Guitar for Your Child

Our goal at TYKG is to guide you every step of the way – and helping you to find the right guitar is no exception.

We understand that most parents don't know where to begin when purchasing a guitar for their child. That's why we provide guitar selection advice and specific guitar recommendations at our website:

TeachYourKidsGuitar.com

You'll find a sizing chart with guitars listed according to age, along with links that connect you to purchase sites. Remember, only one guitar is required, as long as it's an appropriate size for your child. As the teacher, you can simply use your child's guitar if you'd like to demonstrate a concept. For many parents, having to buy only one guitar simplifies the process and makes teaching guitar even more affordable.



Personal Assistance for Purchasing a Guitar

Many of our recommendations are available through Sweetwater Sound (Sweetwater.com), a professional and customer-oriented source for musical instruments. Sweetwater carries our favorite “short scale” guitars that work great for younger kids, as well as full size guitars that work better for older kids and adults.

For help with purchasing a guitar for TYKG, feel free to call our contact at Sweetwater, Shawn Fitzgerald (260-247-8287), who knows the TYKG curriculum and can provide personalized advice to help you find the right guitar for your child.

Sweetwater®

Getting Started

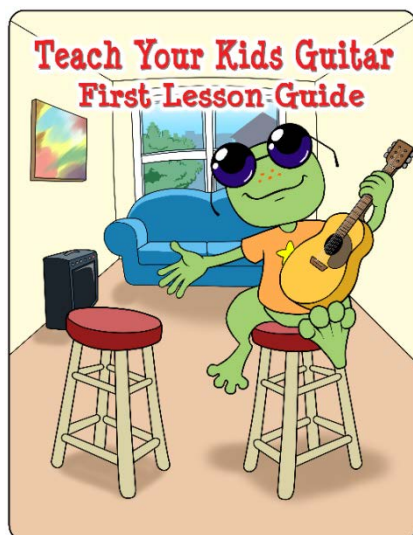

You'll begin our TYKG program by using our first two teacher guides. They'll show you how to get in tune and how to present your first lesson.

Tuning Guide

The first step is tuning your child's guitar.

Fortunately, learning to tune a guitar is easy – for an adult. Tuning can be a bit tricky for young children, so we suggest tuning your child's guitar for a while.

If you don't already know how to tune a guitar, we recommend learning with our **Tuning Guide** and watching our video tutorial. It makes it easy for any parent to learn how to tune.



First Lesson Guide

Once you know how to tune the guitar, you'll be ready for the **First Lesson Guide**. It's presented from the standpoint of a teacher (you) giving a first guitar lesson to your student (i.e., your child, grandchild, niece, nephew, etc.).

The First Lesson Guide is a logical, easy-to-follow approach for learning Guitar Tablature and teaching the first song, a great first step as you begin your musical journey!

Fretty Frog[®] says,
"HAVE FUN!"



